



The ICG Newsletter

Published by the International Costumers' Guild, Inc.

A 501(c)(3) Non-Profit Organization
all donations are tax deductible



Volume V, Issue 4 - July/August 2006

The International Costumers' Guild, Inc. (ICG), is an affiliation of amateur, hobbyist, and professional costumers dedicated to the promotion and education of costuming as an art form in all its aspects.

PRESIDENT'S MESSAGE



I have a dream. I envision a time when I can write this message without it being full of boring hard work and bad news. I hope some day to be able to write a message to my fellow members that's full of exciting new projects for the ICG; great news about growth, progress and fun activities. But not today.

Recently the Board of the CGW announced that they are considering action to secede from the ICG as a chapter to become an independent organization. There are a variety of reasons that they feel this action is necessary, some of which are only known to themselves. I'll reserve comment on this issue (and certainly refrain from my personal opinion), but in reality some of their reasons are quite valid. I have spoken with their President, Darla Kruger, and am assured that there is no offer or argument I can make for the ICG that will change the CGW Board's collective mind.

They will be making this recommendation to their membership at their annual meeting in early August. The vote will probably be final before this newsletter is in many members' hands.

No matter which way that vote goes, we will always wish the CGW well. They were one of the founding chapters and have flourished throughout California, with out-state members as well. Their very size and success is one of the compelling reasons for their decision. It would be unfortunate if they were to leave and they are certainly always welcome, regardless.

If the vote goes to secede, then communication will remain open between them and the ICG; after all we have the same goals and interests - why wouldn't we "keep in touch"? One thing I can assure you of is that if they leave, their members who still have an interest in the ICG will be welcomed into other chapters. Their full rights as ICG members will be honored and they will not be abandoned, we will find them a new home. ICG Vice President Jan Price is heading up a committee to guide the ICG in dealing with any "refugees" from disaffiliated chapters (a policy we've needed for some time which was initiated before the CGW announcement) and the efforts of that committee will be finalized soon (see paragraph 4 below on page 2).

Continued on page 2

IMPORTANT NOTE FROM THE PRESIDENT:

Calling all former ICG Officers - please contact the President asap; she has questions fer yew!

TABLE OF CONTENTS

ICG Board of Directors Meeting Minutes	10
Children and Costuming Article	3
Message from Archcon Masquerade Directors	6
Review of CC24 from Bruce Mai	12
Cool Moneysaving Coupon from Advertiser	5
This Months' ICG-D List Poll Results	8

EDITOR'S MESSAGE

Some of you have met me personally, and know that Jay and I have two little girls. We named our firstborn Katherine Grace, and gleefully anticipated bringing her with us to various costumed events. We were somewhat surprised, however, when the reaction from our local chapter of the ICG to the idea was less than enthusiastic. Nevertheless, we persevered, our chapter rethought their position, and a picnic was soon planned at which we would give Katie her ICG debut.



Excited for us all, I bought a pattern, found period-looking fabric, sat down at the sewing machine, and soon had a new hobby - drinking. The fabric was slippery, the pieces wouldn't fit together, and convincing our 2-year old daughter to stand perfectly still while pinning various pieces was a challenge. Nevertheless, the dress went together, and I crowed about my newfound "expertise" to all who would listen.

It wasn't until we were driving up to the event itself that sweet Katie announced her hatred for all things pink. And hats. The dress itched, and she insisted we take it off now, please. We won't go into the wedding cake incident later that day in print.

Suffice to say, several lessons were learned at this event alone, and it is in this issue that Lynne Taylor, a dear friend and parent of another costumed child, and I share some of those lessons learned with those costumers out there with children just waiting for an opportunity to join us. I hope you enjoy the article - we certainly enjoyed writing it. (And of course, what use is it being newsletter editor if I can't publish cute pictures of my kid now and again!)

By the way, a brief but shameless plug here: I've been recruited to help plan childrens' costuming panels and events for CC26. Come help! Come attend!! Bring your kids and join the fun - a costuming playdate!!!!

Meanwhile, I've been bit by the poll bug. I've polled the ICG Yahoo group a couple of times with various questions relating to costuming. This month's poll is published in here along with some of the many responses received, as well as two very cute photos of Kevin Roche and Jeff Harris.

One part of my job as newsletter editor is to find (or write) articles to interest the membership. Thus far, we've had issues spotlighting Anime and Cosplay costuming, masquerade costuming, and now children in costuming. I've got articles in the works on photographing costumes, and on Internet research for costumers. But I'd love some fresh new ideas from the membership on what you'd like to see in future issues. Please write me with your ideas for feature articles, and I'll be happy to work with you to make 'em happen.

Hope you enjoy this issue, and remember, submit early, submit often!

NOTE:
NEXT DEADLINE FOR SUBMISSIONS IS
SEPTEMBER 15!

President's Message continued from page 1

On the good side (and, yes, there is one), here are the significant points of committee and other activity:

1. Budget and Finance Committee – This committee is reforming and looking for members. It is chaired By Bruce MacDermott and we have one volunteer - Henry Osier from CCG. We'll need 3 other non-Board ICG members to fill slots. Any ICG members with interest in budget contact me (the Pres) to volunteer.

2. IRS / 501(c)(3)3 problem - Byron Connell and Bruce MacDermott are pursuing the initial steps with this to see where we stand and what we need to do to get back in compliance. There will be future announcements about their findings after they contact some aides at the IRS.

3. Fundraising Committee – Visit our Café Press sit to acquire your own t-shirts, buttons, etc. We've already had a number of sales, support the ICG!

4. Transitional Membership Committee - formed to construct a new Standing Rule to address the issue of members who still have time remaining on their ICG membership if their chapter becomes disassociated for whatever reason. This Committee is headed by Jan Price and should have official verbiage for the Board to discuss and vote on in the next few weeks.

(Note: this was not created because of the recent happenings with the CGW but will certainly be useful to have in place no matter what their decision.)

5. The website - Jeff will be finalizing details on migrating the website to a new server. Once that is done, he can pursue all of the additions that he's been discussing recently. There's no point in making those improvements or changes until the migration is complete, but he will surely be implementing several of them immediately thereafter.

6. The Archive Online Committee - see #5 above. The Committee has several first steps outlined, but none of them can be exactly defined (much less implemented) until the website moves. Once they know the parameters they'll be dealing with, the committee can make a report to the Board as to what they recommend be accomplished first and how they intend to implement it.

7. The ICG Guidelines - the Committee has moved onto the second part of the guidelines. Once they have a clear definition of exactly what will be addressed in this section, they will make their report and seek input.

8. The Newsletter - Still on schedule, still producing, still seeking content. If you have members with nifty how-to's or other stuff, steer them Denisen's way.

9. The PR Committee - It will live again. Currently Karen Heim (our C-Sec and head of the PR committee) is settling into her new duties but will solicit interested parties soon. If you have ideas on promoting the ICG, contact her directly.

Nora Mai
ICG Pres

ICG Newsletter Identification Statement:
International Costumers Guild, Inc. Newsletter
June/July 2006 Issue Date
Published Bi-Monthly
International Costumers Guild, Inc.
c/o Denisen Hartlove, Editor
5532 Montana Drive, Concord, CA 94521
Volume 5, Issue 4
Subscription Included with Annual Membership of \$6

GLITZIANA'S GEAR
You don't mean . . . it can't be . . .



Yes, that's right, there's new Glitziana's Gear to be had!!

Have you been to CafePress to get your GLITZIANA GEAR yet? Here's your chance to go quick, before the rest find out there are new items for sale!! Buy it now, impress your friends, and have your whole family in matching Glitziana Gear at the next convention or chapter event you attend!

Products Include:

- Badges!
- Bags!!
- Shirts (for kids and their grown-ups)!!!
- and MORE!!!!

New items include children's shirts and a baseball cap, so the whole family can look cool together.

All of the images are in black and white, just SCREAMING to be embellished

Visit us at www.cafepress.com/Glitziana

All purchases go to making you (and now your kids too!) look fabulous - and benefit the International Costumers Guild, a 501(c)(3) organization. Purchases are not tax-deductible.

Completely bulletproof and
machine washable, darling.

That's a new feature!

Edna
The Incredibles

Let's Play Dress-Up!

By Lynne Taylor and Denisen Hartlove

There will always be parents at costumed events with their perfectly pressed and coiffed children. You've seen them, the children who know how to properly hold an original 19th century teacup, and can sit through a 2-hour Italian opera without turning a hair. We secretly believe they're really midgets, bribed to pretend to be kids by people whose real offspring are home with the babysitter. This article is for the rest of us who have "real" kids, the kind that wiggle and drop strawberries and hot chocolate down the fronts of their costumes. This is advice for the costuming parents whose kids have the irresistible urge to bathe in the water feature and then play a rowdy game of hide and seek in the room housing the aforementioned teacups. These tips are in no way cast in stone, but are some of the more valuable lessons we've learned from taking our own "real" children to various costumed events through the years.


THINGS TO KEEP IN MIND WHEN COSTUMING WITH CHILDREN:

Try to get the child invested in the project, fun in costuming isn't just for grownups. For instance, let the kids help you with colors. Case in point, for Katie Hartlove's first costumed event, which her parents talked up and anticipated for months, they made a beautiful pink taffeta dress for Katie to wear, with a white batiste pinafore and a little hat with a pink flower. Katie hates pink. And hats. The dress was poly taffeta. Result: Unhappy child, unhappy parents. For her next event, they made a blue cotton dress, and Katie LOVED it, she had a ball. Lesson learned.

Let family history help. Get out old family photos if you have them, if not search the internet for examples (we love eBay for this).

For instance, you may think convincing a boy to dress up would be hard, after all in the past they wore dresses until they were 5 or so. Not cool today. So how to get them jazzed?

For a late Victorian event Lynne was faced with the "what can I dress him in" dilemma. On researching, she found that sailor suits were favored for boys for a very long time period from the mid 19th century through the 1930's. This made the suit a good choice since they could use it for several events. So how convince her son, Adam that it was a good idea? Lynne had her son sit down at the computer with her as they looked at pictures of little boys of the past in their naval inspired costumes. She told Adam that his great-grandpa may have worn sailor suits. Wouldn't it be neat to dress like great-grandpa used to? He helped Lynne with the color scheme, was very patient while she fitted it, and watched while she sewed it. He loved it and proudly wore it. He's 8 now and that suit is too small, they are both sad that it no longer fits. Adam asked Lynne not long



ago "Mom, what will happen to my sailor suit, now that I'm out growing it? She asked him "What do you want to do with it?" he said "I want to save it for my kids, okay Mom?" Okay, son. Got to love that boy!

If the family history thing doesn't work for you then try to think of something else they can relate to. At Dickens Fair one year a friend brought his boy with him, the boy didn't want to try fencing with Adam until Lynne said "What! You don't want to be a pirate? All pirates fence!" He loved it.

Choose events carefully. Denisen notes that one should choose which event to take a child to carefully. Katie was sure cute at a few picnics the GBACG threw, and had a blast. Cons were good too. But not all events are child-friendly. Try to find those where your child will have fun and won't be too bored. Picnics, kite flying exhibitions, outdoor parties - great! Afternoon teas, gallery exhibitions, anything that requires lowered voices and sedate paces - maybe not so great. Balls - ok for older children only. Conventions - great, especially if there's a kid's play area or any child-oriented programming.

Entering masquerades with children is really a whole other article. Be certain you have roadies, food, etc. to keep them happy and quiet while backstage. It won't do to be hearing about the trauma of the whole affair from your child's therapist later down the line, or just as bad, be asked to leave by a truly regretful Masquerade Director summoned to handle a problem brought on by your bored, unhappy child. The sponsoring body of an event may have rules and guidelines for children under a certain age as well, make sure you check before investing in a costume to wear and a disappointed child.

Comfort is key. Itchy hot costumes with restricted movement are fine for grown-ups accustomed to pantyhose in July and silk cravats tied tightly around their necks. Not so easy for a 6 year old to endure. Remember, their comfort and enjoyment is your comfort and enjoyment. A whiny, unhappy child through a 10 hour visit to Renaissance Faire where they can't move due to their beautifully beaded, black velvet doublet and hose will make the visit a memorable one indeed. As much fun as it is to show off our beautiful children in their beautiful clothes, if they don't enjoy the experience, you'll find it more and more of a challenge to get them involved as they grow, and you'll risk losing the joy of seeing your own progeny take part in the art of costuming themselves someday.

Ease of wear is also crucial. When your 5 year old has sworn for the last fifteen minutes that she really, really doesn't need to go potty, then presents herself to you bulgy-eyed and doing that dance parents know so well - you know, the "where's the bathroom boogie" - you're not going to want to unlace grommets to get her clothes off, or worse yet, unsew him from the costume. Speed of undress is important! Hem length should also be taken into account in this regard. Even if a floor length hem and no feet showing is crucial to the design, weigh this against the

Continued on page 4



Let's Play Dress-Up continued from page 3

potential for skinned knees and visits to the first aid station. On the other end of that spectrum, bloomers on a baby are sweeter than sweet, and nicely hide the sight of a non-period (past or future) nappy.

No sharp bits, sticks, sticky substances, etc. Denisen says that toy guns have no place in their household. That having been said, Katie's sparkly purple fairy wand has occasionally morphed into a Super-Duper A57ES (Extra Special Edition) Giganto Monster Hunting Gun. We expect that a parasol will too.

Toy swords don't need much morphing. Keep in mind the lady walking by with the 7' fairy wings made of aluminum tubing and cellophane when giving the kids props. Do you want to be apologizing to her for the accidental destruction of her wings by your darling? Unicorn costumes are discouraged for these reasons as well. So is anything that drips.

Leave room to grow. Denisen's youngest daughter Abigail shot up from a toddler size 12-18 to a size 18-24 in 3 months. Leaving room to grow is essential! Cut in BIG seam allowances and very deep hems. Hem marks can be covered with new trimming if the old hem left a mark. How cool is that? Just think - you can let out a few seams and not be required to make a whole new costume for next year's events. Of course, you still can if you really want to.

Washability is important. Kids can be expected to make a mess and accidents do happen. If you want to make a costume for one time wear then go ahead! Bead away, use fine silks, smock like the wind! But don't cry if it's in shreds by the end of the event/masquerade/parade.

Otherwise, think about Scotch guarding them (the costumes, not the kids), or at least making the clothes out of washable fabrics. Katie once took an accidental bath in a slimy fountain at an event. She was drenched, her costume was drenched, and they both stank to high heaven. But her cotton frock

washed perfectly clean, and her little sister will soon be wearing the dress to one of her first costumed events.

OTHER TRICKS FOR SEWING COSTUMES FOR KIDS:

Zippers or Velcro(tm) are fine if well hidden. Fast on, fast off - lacing's a pain - remember the ease of wear, potty emergency thing above. This applies to multiple piece costumes as well. If you can, avoid the trap of having to take two pieces off to remove another.

Fitting. If you have a squirmy child, fit while they're brushing their teeth - in one place, relatively immobile (obviously this doesn't go for fitting sleeve length). Denisen's mother remembers measuring her length for baby clothes while baby napped in a crib.

Remember to fit the clothes loose. Kids don't like to be constrained by their clothes, and aren't going to remember not to lift their arms higher than their shoulders to keep from losing an arm gusset.

Growth. Extra wide seams allowances/deep hems: leave room to grow so new costumes aren't required each year. Tucks in the skirt are a good way to add/subtract length. Same goes for sleeves.

Washing. Take special care to finish seams for ease of washing, etc. Pinking or French seams are best. Note that Fray Check can make seam edges itchy. Remember that not all trims are washable. Plan on hand washing most of what you use. Scotch Guard helps somewhat. Few things are sweeter than a little girl in a flowered dress and pinafore. Especially at the end, when only the pinafore has to be washed, and the dress with its smocking, hand-tatted lace, etc. is still pristine.

So venture forth, fellow costumers now that you are armed with some of our best kid's costuming advice. Bring your children to appropriate, child-friendly costumed events. We look forward to seeing a whole new generation of future costumers. Plus, we costume types love to look at the kiddies, especially since they are going home with you. Just be sure to make it all FUN, that's the best tip of all!

The Authors:*Lynne Taylor*


Before costuming, Lynne had a love affair with vintage clothing and accessories for over 25 years. After the birth of her son, Lynne decided to take up millinery and went to school for it. It was purely by chance that she was introduced into the costuming world via a hat workshop given by the GBACG in 1999. Since that time she has developed a love of both millinery and costuming. On occasion Lynne shares her expertise in various costuming subjects by teaching workshops for GBACG and other costume guilds. Lynne currently serves on the GBACG board as Workshop Coordinator and is past President and Workshop Coordinator of The Greater Sacramento Area Costumers Guild (now defunct). She lives in Sacramento, California.

Denisen Hartlove

Denisen has been costuming since she was 7 years old, outfitting herself and her best friend in gowns and hats to perform plays for the long-suffering neighbors. A charter member of the GBACG, and the newsletter editor for the International Costumers Guild, Denisen now pours tea for her own two daughters, and is looking forward to bringing Abigail, now one, to her first ICG event soon. Denisen can be reached at hartlove@mindspring.com with any questions or comments on this article.




Dreaming of Something Special?



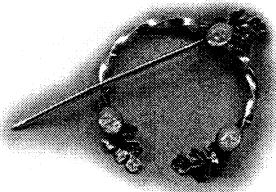
**Hairsticks &
Accessories**



**Historic & Fantasy
Crowns, Coronets & Circlets**



Trims



**Penannular Pins
& Cloak Clasps**



Cloak & Dagger Creations

410 Great Rd., Littleton, MA
(978) 486-4414

Primary Distributor for:  **Crafty Fox**
Jewelry Designer * Metalsmith



Clothing

www.cloakmaker.com

Mention this ad and get a discount on your purchase!

COSTUME EVENTS / EXHIBITS:

Fashion and Textile History Gallery

Fashion Institute of Technology, New York, NY
Permanent Exhibition

Fashion in Film: Period Costumes for the Screen

Winterthur Museum, Winterthur, DE
September 28, 2006 - January 7, 2007
Durham Western Heritage Museum, Omaha, NE
January 25 - March 18, 2007

The Outstanding Art of Television Costume Design

July 10 through September 9, 2006
Fashion Institute of Design and Merchandising
Los Angeles, CA

Christie's Star Trek Auction and Exhibit

August 3-8, Christie's South Kensington, London
August 17-20, Star Trek Convention, Las Vegas, NV
September 8-10, The Science Fiction Museum,
Seattle, WA
September 12-16, Christie's Los Angeles, CA
September 29-October 4, Christie's New York, NY

ICG CHAPTER-SPONSORED COSTUMING EVENTS AROUND THE COUNTRY:

August 15, 2006

Beyond Reality Costumers Guild
Weekly costumer get together: around 7:30 PM
Olympia Pizza and Spaghetti House
4501 Interlake Avenue, Seattle, WA

August 20, 2006

SouthWest Costumers Guild
Exploring Turkish Costume
Southwest Costumers Guild meeting/workshop.
Seek inspiration and choose projects for our "Turkish Court"
themed costumes for next year's renaissance faire season
Contact webmaster@southwestcostumersguild.org for info.

October 22, 2006

Turkish Turbans and Wraps
Southwest Costumers Guild meeting/workshop.
More on the "Turkish Court" renaissance faire project.
Contact webmaster@southwestcostumersguild.org for info.

ARCHON: A Letter of Introduction

Archon

By Sheila Lenkman - Archon Masquerade Co-Director

Hello! My name is Sheila Lenkman. Together with my husband Scott Corwin, we run the Archon Masquerade. I wanted to write to the ICG newsletter and reach out to some of you who are looking for new venues in which to present your costumes.

Archon has been around for some time. In fact, this year, October 5-8, 2006, we are celebrating our 30th anniversary! We have been located in or around the St. Louis, Missouri area for most of those years; currently, we are located in Collinsville, Illinois, which is 11 miles east of downtown St. Louis. The Gateway Center is our main venue (www.gatewaycenter.com), and the adjacent Holiday Inn is our main hotel (www.hicollinsville.com). They are surrounded by a dozen other smaller hotels, including a Hampton Inn and Fairfield Inn.

Archon is a fairly large regional con, holding steady at about 2400 attendees for the last few years. We offer four days of fannish activity, including panels, demos, workshops, and plays. Our dealers room is huge, and will prompt you to part with your hard-earned cash! Our art show is also a must-see, and our guest artists regularly exhibit some of their best work. Our gaming department is practically a convention in itself, with the latest games and demos going nearly 24 hours. There are dances every night, parties galore, and filk concerts. We have two video rooms, where we feature special showings by local film makers as well as the best new anime, presented by the local anime club.

There – I think I covered all the basics of the convention. Now, on to the part that costumers will find the most interesting! Archon is one of those rare conventions where the art of costuming (and the people that create and wear them) is celebrated, and showcased in grand theatrical style. We are fortunate in that our current and past concons have recognized the value of a popular masquerade. We bring in hundreds of people whose main event for the whole weekend is the masquerade. For those of you who crave an audience, we've got one for you. How about a room that seats 1100, filled to standing room only? We are going to be running a video feed this year to an overflow room, due to popular demand.

Speaking of rooms, how about the masquerade room, you ask? Well, let's start with the stage. Our much-copied stage design features a wide performance area (currently at 40 ft wide by 14ft deep), with an additional 10 ft of staging area behind the curtains. The curtained backdrop is arranged in such a way as to offer multiple exits and entrances, either center or side or both. The raised stage is accessed by either a real ADA certified ramp (at 4 ft wide) or a series of wide platform steps that go up in increments of 9". Our lighting and sound systems are custom designed for our show, and feature the latest programmable "smart lights" hung on overhead trusses.

The green room is huge, and has lots of amenities for the costumer. Large bathrooms in the green room area (not shared with the public!), places to hang and store stuff, hot food and munchies provided by the Gateway Center catering staff, and video of the

ongoing masquerade on eight foot screens. There is even an additional set of dressing rooms with showers.

However, all these wonderful perks are nothing without the support of our loyal masquerade contestants, who continue to bring us their best stuff year after year. We have had babes in arms (literally – he was only 6 months old, but in costume!) and great-grandmas on our stage. They have come from as far as California and Canada, and keep coming back for more. Our numbers for the masquerade recently jumped into the low 40's, after holding steady in the mid thirties for a number of years. In fact, I am happy to report that the numbers have never dropped, only grown, in the eleven years that Scott and I have run the masquerade.

The local ICG chapter, the SLUTS, are out in force for Archon, either on stage or helping out in the green room. The crew of the masquerade is very grateful for the continued support that the SLUTS give us! We have also drafted them as judges, clerks for registration, help for set-up and tear-down, and we value their input regarding future improvements. I make it a point to attend one or two ICG meetings, even though I am not a member, just to keep the lines of communication open. Five years ago, I suffered a miscarriage the week before Archon. I will never forget how many of the local costumers rallied around me, and helped keep things going when I just had to disappear for a while.

The costumer who comes to Archon for the first time is often amazed at our thorough tech rehearsals, where we do our utmost to bring out the star in everyone. Our stage crew, one of the finest in fandom, works with the contestant to ensure the smoothest possible entries and exits, set-up of props/scenery, and the most flattering choreography. If the costumer is not happy, we are not happy, period. We allow only one minute for stage presentations, to keep the up the pace of the show. Longer presentations are allowed, but only with permission from the masquerade director in advance.

To compliment the masquerade, we offer a track of costume programming, covering a wide variety of topics. We have panels on fur-suiting, anime re-creation, historical, stage movement, armor, and makeup, to name a few. This year, our Masquerade guest of honor, costume designer and performer extraordinaire Gypsy Ames will present several panels on color theory and design. Did you know that Archon was one of the first conventions to feature masquerade and costume guests of honor?

The last perk that we offer our contestant is a catered party, right there in the green room, after the masquerade. While the convention center kitchen serves up hot food and snacks, the costumers, their guests, and the crew kick back and enjoy watching the masquerade on twin 8 foot screens. It is our way of thanking those brave souls who have just provided free entertainment to over half of the convention attendees!

On Sunday morning, the masquerade crew moderates a post-masquerade "show and tell" for masquerade contestants and audience members. Costumers bring their costumes to talk about and share with others, and it is very popular. This forum has been copied by other conventions, but we did it first at Archon.

So . . . any questions? We are in the process of updating (finally!) the masquerade website right now (July 2006) and hope to have new photos and diagrams on it by the end of the month. There are FAQ's and other info that is still current on it now, however. You can look for it at www.archonstl.org/30/, or email us with questions at masquerade@archonstl.org. Thanks for reading this, and we hope to see you at Archon someday!

ARCHON 30

30th Anniversary October 5-8, 2006

Guests of Honor:

Featured Guest
Elizabeth Moon

Artist
Romas Kukalis

Gaming
Steve Johnson
(Hex Games)

Costuming
Gypsy Ames

Filking
Jeff & Maya
Bohnhoff

Media
Billy West

Fan
jan howard finder

Toastmaster
Robin Wayne
Bailey

Masquerade MC
Vic Milán



For information, write to
Archon 30, P.O. Box 8387, St. Louis, MO 63132-8387
_info@archonstl.org <http://www.archonstl.org/30/>

ICG-D LIST POLL:

(Ed. - I posted just for fun a poll to the ICG-list, to see what people had to say about their own childhood costuming memories. I fretted that I wouldn't get any responses, and would end up feeling really stupid. But people responded in droves - some even copied the poll question to their own ICG chapters and sent me the responses from them as well. So here are some of the responses I received, and a few photos that a few brave souls were willing to send as well.

Feel free to email hartlove@mindspring.com with your own ideas for future poll questions.

The question this month was:

What is your favorite - or least favorite - costume memory from when you were a child (or alternatively of your own children)?

My favorite costume was the Superman suit I got for Christmas around 1965-66. Came with the cape and red fabric where the boots would be. I wore that one out in record time.

Jeff Harris

My favorite costume as a child was the one I wore for my first and only dance recital. It was professionally made, I guess, otherwise my Mom would have done it. I'm remembering orange taffetta in a "forties" style bodice, cut out at the waist in a triangle, with puffed sleeves. The attached skirt was multi-tiered but short in length and I suspect the bloomers were separate. I had a little cap with triangle points around it. All was edged in silver sequins. My regular ballet slippers were painted silver, as was the ribbon attached to them that laced up my legs. The paint was still wet when I left for Lynn City Auditorium. The recital was a performance of "The Wizard of Oz". I was only 5 years old and it was 1951. I think I was supposed to be a flower of some sort. The orange color was mine probably because I had auburn hair. Somewhere I have the professional proof of me posing in it. I was very cute. I loved dancing and showing off, but we were a poor family financially, so no more ballet for Janice.

Janice Dallas

I got to dress up as Daisy Duke my last Halloween I lived in upstate New York. I was twelve and we had an early snow so there I was trick or treating in my cut off shorts and floral print leo with LAYERS of long underwear underneath (and nude hose layered on top of the undies) out amongst the snow drifts. I felt so cool but looked like the stay puff marshmallow man in drag! Short cut offs are best not layered with long underwear. I wish I had a picture to share--it was quite humorous when I think back on it. It was still my favorite 'kid' costume.

The least would be when my mother made me a pair of pants to wear in the church Christmas pageant - I was a horse with blue pants. The reason this was such a scary outfit was that the crotch was so low - can we say knees - that I was mortified. It was the last pair

of pants I ever let her make for me! I didn't start to sew until I was in college and the first pair of pants I made were so intimidating because of this incident. Now I'm a pant stickler - no low crotches - ever!

Gail Wolfenden-Steib

My least favorite started out as one I really liked. Mom had used my dance togs to make a black cat outfit, with reflective paint on the tip of the tail for safety. However, it turned out to be a little too good. One of the neighbor's dogs, who had ignored all the kids in costumes up until then, took one look at me and started chasing me! I don't think my feet hit the ground once all the way home.

The year I got to wear one of my Mom's sorority gowns was a good one. It was red satin chiffon, with a long flowing skirt and sequined bodice. I felt like such a princess in that!

Then there was the box of old clothes my Grandmother kept for us kids to play dress-up with. Lots of nifty scarves, funky hats and wild jewelry amongst the other items. I loved it!

Kate McClure

My favorite memory is less about me than my best friend, but it's still my favorite memory. My best friend and I were in the 5th grade and we loved scary movies. And more importantly, we LOVED Elvira! There was no way my mom was going to allow me to dress as anything more risqué than a vampire in a unitard with a cape and fake teeth, but my best friend was Absolutely Sure she was going as Elvira. When I pointed out the biggest problem with that costume (the lack of boobage) she quite confidently told me that she was going to have papier mache boobs and it would Totally work! Well, I don't know if the boobs didn't work out or if her mom

finally put her foot down, but we ended up going to the Halloween Carnival as twin vampires in our black unitards and capes. I only wish I had pictures of us. I miss that girl!

Maggie Smith


I was a black cat for Halloween when I was, maybe, three? My Mom is the practical sort--I got to be a black cat at bedtime, off and on, for months. The memory isn't too clear--but clear enough that I dressed one of my toddler dolls as a black cat for quite some time.

Meow!

Ann

My oldest memory of costumes is from grade school Hallowe'ens, when Mom would alter one of her cousins' old gowns for me so I could be a princess. My tiara was invariably the one Mom wore at her wedding, and so I totally wore out that beautiful thing. *sniff* Those days taught me that the best costumes were made, not bought, and that you could make wonderful costumes from almost anything.

Elaine Mami



This started with the paper-bag mask, which was a Y-Indian Guides project. My dad made the cardboard bits and gave them a base coat of spray paint, then gave 'em to me to decorate. He took my pajama-style commercial costume from the year before, spray-painted it and attached the cardboard wings and body to it. Voila! my first hi-concept costume.

I was 8.

The funny thing is, my dad always wondered where I got the costume bug. He and my mom had forgotten completely about this costume until I asked about pictures.

Kevin Roche

My favorite costume was one that I got to only wear once a year but I wore it for 4 years before I had a new costume. I can still remember my mother pulling out the box and inside was my Tinkerbell mask and plastic smock. I so wanted to wear it after Halloween but I was only allowed that one night. This was the late 60s that I had this outfit but I remember it very fondly.

Kath the Puppeteer


When I was 6, I got "volunteered" to be Santa Claus in the school pageant. It's kind of fuzzy now, but I think it was because even then I was one of the tallest kids in the 'school', not just my grade (this was 1st grade). All I remember is sitting on a chair in the suit, with one of the littlest kindergarteners on my lap, and miming a store Santa. I also remember having to thread the elastic into the pants waist (someone else made them - I didn't sew till I was an adult) without a safety pin or anything - took forever, and it's one of the things I still hate to do, even with a pin or bodkin.

Sandy Pettinger

When I was in first grade the teacher asked me to make a Santa suit out of red construction paper for the boy who would be Santa in our play about the 12 months (I was playing the month of February). Ever try to encase a six year old in paper? After countless rips and tears - he kept moving...and breathing. I had to call it quits and told her I couldn't do it. I think it served her real purpose though - to keep me busy while she worked with the other kids. I had a tendency to zoom through my work and then get into things. I remember that a safety pin, a towel and whatever hat we could find - including sofa pillows and the metal colander- could become a kings or knights robes, and moms bathrobe plus play jewelry could turn me into a queen. And that my rotten kid brother RIPPED my green velvet play gown so badly that it couldn't be used for a dress up costume any more. Fink.

I was also Yum Yum in the fifth grade production of The Mikado, and it was the first time I ever wore silk, a beautiful little white silk brocade Chinese dress. The grownups put my hair up and used real makeup and lipstick on me- I was in heaven.

JoAnn in VA



There was one other story that came to mind along with the Superman suit. This would have been early December 1966, because my brother was just about ready to be born. I had received the

prestigious honor of playing Santa Claus in the first-grade Christmas play- this consisted of my sitting in a sleigh, jingling the reins and bellowing "Ho, Ho, Ho" at the appropriate times (of course this was difficult, as anyone who has ever met knows how quiet and soft-spoken I am). So of course a few nights before the show my elder sister decided to torment me. I naturally went after her, and we ended up in the basement. I was in socks, not shoes, and of course I slipped and fell face-first onto the cold concrete. Which is why Santa had two black eyes, deftly hidden behind a great deal of glued-on cotton, during his premiere.

Jeff Harris

My favorite wasn't for Halloween. I was in a play at school in 6th grade and had two parts, both male characters and one was the Devil. Can't remember the name of the story. But my parents had a friend who was very slight and not very tall; so Mom borrowed one of his suits, tacked up the hem of the pants and it was only a little baggy (I was almost as tall in 6th grade as I am

now). They tucked my hair up in my Grandfather's bowler. For the Devil I wore a moustache and my Dad's wire rimmed glasses.

Wish I could find the pictures of that - I loved it!

Nora Mai

There was one, based on the "not as yet but soon to be published (someday) novel by the undiscovered author (me)" that I wore my last year in high school. She went simply by the title "Extraterrestrial" and I spent both a great deal of time and money on her. The name predated the movie, though and I spent most of my time explaining just what an E.T. was. Still, it involved fake hair (made from shredded nylon rope), custom-designed jewelry (cardboard and paste), and included ballet shoes buffed to silver with "Rub-n-Buff". No, I don't think there are any pictures. More's the pity. It was very elaborate, considering I couldn't sew a seam on the sewing machine at the time. I was very proud of that thing.... *Betsy Delaney*

Ok the costume I hated the most was the pumpkin my mother made me when I was 6 or 7. It was awesome! nice and round with the ridges all there. She stuffed each "ridge" with newspaper to make it nice and full. Except she forgot to sew shut a few of the sections and I was stuffing the paper back up inside every few feet. All the while I was wishing I was my sister and had got to be Charlotte with her web (from Charlotte's Web).

Kara Haff

ICG BOARD OF DIRECTOR MEETING MINUTES

Submitted by Frances Burns, ICG Recording Secretary

See ICG-BOD Mailing List (www.costume.org) for original emails

Election results posted:

President: Nora Mai (SLCG)

Vice-President: Jan Price (SiW)

Treasurer: Bruce MacDermott (SiW)

Corresponding Secretary: Karen Heim (SLCG)

Recording Secretary: Frances Burns (SWCG)

3 new chapters of the ICG:

DFW Costumers Guild - Dallas/Fort Worth, Texas.

Fibre Fantasy Artists of Canada - based out of Toronto

CGWP - Costumers Guild of Western Pennsylvania.

BOD updates requested and received from:

Silicon Web: Betsy Delaney, alt Richard Man

Sick Pups: Dora Buck, alt Elaine Mami

Utah Costumer's Guild: NONE

ICG Membership and financial records transfer to Bruce MacDermott completed

June 6, 2006

Nora raised discussion of 501(c)(3) issue and how ICG must change to stay within those rules.

Committee has been formed to address the "refugees" from GBACG and establish an outline on how to deal with similar situations in the future. It is headed up by Jan Price who is looking for volunteers to be on the committee.

Additional Active Committees:

The ICG Guidelines Committee have moved on to the next section after having completed the first revised section. The guidelines committee has a web page, <http://www.costume.org/guidelines-committee/>

The ICG Archives Committee is discussing their first steps and should have announcements re photos soon.

The Fundraising Committee is eagerly awaiting our first payout from Cafe Press - we've had some additional activity since CC24.

Ongoing Committees:

Budget and Finance Committee is now headed by Bruce MacDermott

Newsletter Board is headed by Denisen Hartlove

ICG Public Relations Committee is headed by Karen Heim

June 12, 2006

Bruce MacDermott is contacting the IRS for 501(c)(3) information

June 19, 2006

Nora Mai began discussion of Board protocol where she believes it would be beneficial to the Board in general if certain parties were allowed to make their own reports to this list - committee heads (who are not Board reps), the website administrator, the newsletter editor, treasurers of chapters about which we have questions, etc. Explanation from Bruce MacDermott to the Chapter Representatives and Treasurers of what the impact will be relative to the new Standing Rule #5, and some discussion followed.

June 28, 2006

Nora Mai is looking for volunteers on the Budget and Finance Committee. Qualifications are:

1. Must be an ICG member in good standing;
 2. Must NOT be a Board member or ICG Officer;
 3. Must be willing to sign on for 2 to 4 years of service to the committee;
- Discussion was held over length of service and responsibilities of committee.

June 30, 2006

Darla Kruger of the CGW advised that that the CGW BoD is recommending to its membership that they separate from the ICG. Nora Mai commented that if the CGW does vote to secede, any members with remaining time on their ICG membership who wish to remain with the ICG will not be abandoned by the ICG.

Currently Jan Price (the VP) is heading up a committee to amend our Standing Rules so that these Transitional Members will receive full benefits from the ICG. That committee is busily hashing out the pertinent wording to put before the Board within the next 2 weeks.

Nora Mai is seeking extant flyers or other promotional materials. Also, if you have in your possession (or know of something that someone else has) any sort of official document, record, template or flyer pertaining to the ICG - please forward a copy of same to her.

July 13, 2006

Nora established a Member Transition Committee after CC24 to look into how we could preserve the rights and privileges of ICG members when their primary chapter withdraws for any reason from the ICG, and until such time those members join other ICG chapters or their ICG memberships expire.


Committee Members include: Jan Price, Chair, Nora Mai, Elaine Mami, Betsy Delaney, Pierre Pettinger, Bruce MacDermot, and Kevin Roche

That committee moved to create a new Standing Rule 13.

Proposed new SR13:

"Whereas membership in the corporation requires membership in a chapter in good standing with the corporation, to accommodate those members whose chapter, for whatever reason, becomes disassociated with the corporation and to maintain their full rights and representation as members of the corporation, an ICG Member Transition Chapter, hereinafter referred to as the T-Chapter, shall be created. (A) This chapter shall exist when and only when there are ICG members of disassociated chapters who qualify for membership in the T-Chapter, as outlined below. When the T-Chapter exists, a corporate officer appointed by the President of the corporation shall become a de facto member of the chapter; (B) When a chapter disassociates itself from the corporation, its corporation members shall automatically be transferred on the corporate membership roster to the T-Chapter. Additionally, said members shall be notified in writing of this action. Such written notification shall include a description of the rights and obligations of T-Chapter members; (C) For multi-chapter members (as defined in SR5), if the disassociated chapter was not designated as the primary chapter, no action shall be taken and those members shall not be transferred to the T-Chapter;

Continued on page 12



WindyCon 33 first contact

Mission Dates: 10-12 November 2006

Report To: The Wyndham O'Hare Hotel, Rosemont, Illinois

author
Guest of Honor

Jack McDevitt

artist
Guest of Honor

Stephan Martinière

editor
Guest of Honor

Jacob Weisman
of Tachyon Publications

fan
Guest of Honor

Mark and Priscilla Olson

science
Guest of Honor

Seth Shostak
of SETI

toastmaster

Tom Smith

special guests

Barry Malzberg
Mike Resnick
Robert Weinberg

Wyndham O'Hare
6810 N. Mannheim Rd
Rosemont, IL 60018
\$75.00 / Night
Single - Quad
(847) 297-8464
(877) 999-3223

pre-registration
\$45.00 per person
Until 10/14/2006

WindyCon 33
P.O. Box 184
Palatine, IL 60078-0184
www.windycon.org

CC24 Review From Bruce Mai

The 24th annual Costume-Con, hosted by the Des Moines Science Fiction Society, was held at the Hotel Fort Des Moines in downtown Des Moines, Iowa over the Memorial Day Weekend. While attendance was smaller than some past Costume-Cons, the members of the convention were clearly enjoying themselves.

Membership packets were available for pickup by those who pre-registered, which was appreciated. This allowed early arrivals to start looking at the schedule to plan the activities they wanted to attend.

The annual meeting of the ICG at Costume-Con went smoothly, including elections, and was concluded in less than two hours time. Having the business meeting on Friday morning allowed more people to attend the meeting and enjoy the convention afterwards.

The convention's theme, "Epic Movies" was the centerpiece of the Friday Night Social. Many people dressed in costumes that were appropriate for the theme, but the choice of the DJ's music that served as background didn't mesh very well.

While some attendees who have been to Costume-Cons in the past might have liked to see some different panels than the usual subjects, the panels that were presented were well received, especially by newcomers. Some of the more notable panels were on 16th Century Turkish Ottoman Clothing, Hair and Makeup, and Asian-style Clothing.

The dealers room, exhibits and the doll costume contest all shared the same room. Unfortunately, there were only 4 or so dealers, and they consisted of either jewelry or hats. The costume displays featured creations mostly by Iowans, but there weren't nearly enough of them to make up much of an exhibit. The doll competition suffered from some disorganization, but the few entries in the show were all very good.

Despite a relatively small convention, the Fantasy and Science Fiction masquerade turned out a surprising 26 entries, with the breakdown between Novice, Journeyman and Masters being pretty even. Efforts to bring more costumers from the anime/cosplay community appeared to pay off, with more anime-related entries on stage than usual. One of these tied for Best In Class-Master Division. We'll see if this trend continues at future Costume-Cons.


The Future Fashion Show was larger than some of the ones in the past, probably in part because there was no single pattern contest this year. There were 19 outfits made up and shown.

The Historical Masquerade is almost always smaller at most Costume-Cons, and this year was no exception. Yet there was no costume considered to be sub-standard.

DVDs of the masquerades were on sale each following day, and sold briskly at reasonable prices. This is a huge development, and we suspect people will be looking for similar arrangements at future Costume-Cons.

The crew of CC24 get major kudos for being friendly and efficient; if there was a problem, they immediately moved to fix it.

Overall, this was a very enjoyable convention and since the same tech crew will be working Costume-Con 25 next year, it is hoped that success will be repeated.



VOLUNTEERS NEEDED!

Volunteers With Vision Needed!

The ICG is looking for people for the PR committee.

We're looking for people with ideas on how to spread our name and image far and wide, to recruit the next wave of eager costumers ready to take our art forward.

If you have ideas, be prepared with a plan to put them into action! Interested?

If so, contact the ICG's Corresponding Secretary, Karen Heim, at axejudge@accessus.net

ICG Board of Directors Meeting Minutes continued from p. 10

(D) Membership tenure in the T- Chapter shall be limited to: (1) the remaining "paid through date" on the corporation membership roster, or (2) one year, which ever comes first; (E) To remain members of the corporation, T- Chapter members must join another chapter in good standing with the corporation before their membership in the T-Chapter expires; (F) The T-Chapter members shall elect a representative to serve as a Director on the Board of Directors within sixty (60) days of its becoming active. If no representative is elected within that period, the appointed corporate officer, as a member of the T- Chapter, shall appoint a representative from within its membership."

Renumbers SR 13-30 as SR 14-31

Moved by Jan Price

Seconded by Betsy Delaney

July 14, 2006

Motion designated #07-06-01.

July 15, 2006

Discussion and questions re proposed motion and location of the chapter. Suggested change made to add a section to the amendment that the T-Chapter shall be established in the state of Maryland, the location of the corporation's registered office, for the purpose of complying with the requirement in the corporation's By-Laws. (See Article II _CHAPTERS_ Section 1, Organization.)

July 18, 2006

Section change accepted as friendly amendment by Jan Price and Betsy Delaney. New section is section A, original sections re-lettered

July 19, 2006

Call for roll call by Karen Heim, ICG Corresponding Secretary.

Karen Heim, ICG Corresponding Secretary

Jan Price, ICG VP

Bruce MacDermott, Treasurer

Bruce Mai, St. Louis Costumers Guild

Betsy Delaney, VP/BOD Rep, Silicon Web

Diane Harris, President, SWCG .

Nora Mai, ICG President

Ann Hamilton, GCFCG rep

Kate McClure, President (Grand Pooh-Bah) of BRCCG

Rob Himmelsbach, Treasurer, DVCG reporting on behalf of Sandy Swank, DVCG President

Dora Buck, Prez NJ/NY chapter

Janice Dallas, Northern Lights CG Rep

Alexandra Dysinski, Fibre Fantasy Artists, Canada Secretary, and BOD alternate

Valerie Roberts, President Chicagoland Costumer's Guild

Frances Burns, ICG Recording Secretary

ICG TREASURER'S REPORT

Submitted by Bruce MacDermott, ICG Treasurer

As the new ICG Treasurer, I have been busy trying to get up to speed with the information I was provided. We have run into minor problems with the membership database. I have been going over the membership reports from the chapter treasurers to make sure we all have the same information. As differences appear, we are working to make the necessary corrections.

The big issue on our plate is the non-profit status of the ICG specifically as it relates to the chapters. We are entering into conversation with the IRS Exempt Group representatives to see what actions we will have to take to keep the ICG in compliance with the new laws.

Regarding the Balance Sheet Report, I am still trying to ascertain what, if any assets the corporation owns, so the Balance Sheet shows only the money on deposit in the bank less any bills that had not been paid as of this report.

Balance Sheet Report
(as of July 21, 2006)

Assets:		
Checking		
General Funds	\$7,398.49	
Archive Funds	\$45.57	
Total Checking	\$7,444.06	
Total Assets	\$7,444.06	
Liabilities:		
Dora Buck		
Shipping expenses	\$39.77	
Denisen Hartlove		
Newsletter Costs	\$387.70	
Total Liabilities	\$427.47	
Equity (Assets less Liabilities)	\$7,016.59	

Income Statement - 2005 Recap

Income	
Membership	\$4,388.00
Newsletter Ads	\$375.00
Donations	\$0.00
Other	\$8.20
Total Income	\$4,771.20
Expenses	
General	\$62.00
Archives	\$656.15
Newsletter	\$2,491.40
Total Expenses	\$3,209.55
Surplus/(Loss)	\$1,561.65

2006 Year to Date

(Note that not all expenses have been accounted for yet)

Income:	
Memberships	\$1,210.78
Advertisements	\$120.00
Donations	\$0.00
Total Income	\$1,330.78
Expenses	
General	\$195.81
Archives	\$0.00
Newsletter	\$1,133.50
Total Expenses	\$1,329.31
Surplus/(Loss)	\$1.47

Chapter Membership as of July Updates (and last report date):

Beyond Reality CG (BRCG)	25	May-06
CG of Western Pennsylvania (CGWP)	8	Jul-06
Costumers Guild West (CGW)	183	Oct-05
Chicagoland Costumers Guild (CCG)	20	May-06
Fiber Fantasy Artists (FFA)	16	Jul-06
Greater Delaware Cost. Society (GDSCS)	5	Jul-06
Greater Columbia Fantasy CG (GCFCG)	25	Jul-06
Northern Lights CG (NLCCG)	35	Jul-06
NJNY Costumers Guild (NJNY)	35	Jul-06
SiliconWeb Costumers Guild (SiW)	57	Jul-06
Southwest Costumers Guild (SWCG)	23	Jul-06
St, Louis CG (SLUTS)	38	Jul-06
Utah Costumers Guild (UCG)	5	Mar-06
Member Transition (T-CG) (Pending BoD vote)	138	

Total membership 596
(Adjusted for individuals with multiple chapter memberships)

There are 78 memberships that expired in June. These members will be dropped from the Roster if their renewals are not received by the August updates.

There are 138 former members of the GBACG who have been transferred to the temporary Member Transition Chapter (T-Chapter) pending a vote by the Board of Directors in order to maintain their ICG member privileges.

IMPORTANT NOTE FROM KAREN HEIM

ICG Corresponding Secretary

The International Costumers Guild sincerely thanks the committee of Arisia for their generous donation of \$100, to be used towards the costs of the ICG Archives. This donation was as a token of their gratitude for being able to use those archives for material they used to honor Barb Schofield.

ICG Membership Benefits

Your ICG membership benefits include voting rights and a subscription to this newsletter. Chapters that fail to report their members and submit their dues run the risk of being deactivated. Members of deactivated Chapters who wish to participate in activities as ICG members must join an active Chapter of the ICG.

Lost Souls

ICG members must provide their correct mailing addresses to remain in good standing. Voting proxies are valid only when the ICG Treasurer has correct addresses. Please contact us to update your information

ICG Officers for 2006-2007

- President Nora Mai (SLCG)
- Vice President Jan Price (GCFCG, SiW)
- Treasurer Bruce MacDermott (SiW)
- Corresponding Secretary Karen Heim (SLCG)
- Recording Secretary Frances Burns (SWCG)

Helpful Hands of the ICG

- Newsletter Editor Denisen Hartlove
- Internet Guy Jeff Morris
- ICG-D List Moderators: Sheril Harper, Judy Mitchell,
 and Ann Catelli
- Archivist Pierre Pettinger, Jr.
- Parliamentarian Pierre Pettinger, Jr.
- V.P., Maryland D. Jeannette Holloman

ICG Editorial Board 2006-2007

- Chair Denisen Hartlove (SiW)
- Member : Nora Mai (SLCG)
- Member : Dora Buck (Sick Pups)
- Member Carole Parker (SiW)
- Member Betsy Delaney (SiW)

ICG Web Site

www.costume.org

ICG Email Mailing Lists

- ICG-D@yahoogroups.com (General Discussion)
- ICG-BOD@yahoogroups.com (Board and Officers)

ICG-D is open to everyone, including non-members. Instructions for subscribing to any of the ICG email mailing lists can be found at this URL:

help.yahoo.com/help/us/groups/groups-19.html

Contact Us at

ICG Newsletter, c/o Denisen Hartlove, Editor
 5532 Montana Drive
 Concord, CA 94521 USA

Publication Specifications/Advertising

Deadline to receive materials or advertising for print: **The 15th of the month prior to publication.** Further, updated information will be included in the next issue. Please get us your submissions and advertisements for the next issue by no later than September 15, 2006.

Electronic Submissions

Electronic submissions must be at least 300 dpi resolution. Material may be formatted as follows: text, RTF, MS Word or Corel WordPerfect. Graphics at 300 dpi resolution in GIF, JPG or TIF. Email to newsletter@costume.org, or send CD/disk to *The ICG Newsletter* address above. Contact us first before sending attachments in email - we're sensitive to viruses!

Hard Copy Submissions (if absolutely necessary)

Send by snail mail to *The ICG Newsletter* address above. We reserve the right to retain all hard copy unless accompanied by a SASE.

Advertising Rates

Ad rates for the ICG newsletter are per issue. Please make payment to The ICG, Inc. and send with advertising copy to *The ICG Newsletter* address above. Ads received without payment will not be published. Advertising revenues are used to defray the cost of mailing the newsletter. Additional proceeds benefit the International Costumers' Guild, Inc.

Ad Size	Member Rates	Non-Member Rates
Full Page	\$60	\$120
Half-Page	\$30	\$60
Quarter Page	\$15	\$30
Eighth Page (Business Card)	\$7.50	\$15
Classified Ads	Free	50 cents/word

All contents copyright © 2006 The International Costumers' Guild, Inc. All rights reserved.